

Special Edition



Back To Basics

Tools & Equipment



A Review of Small Tools and Equipment



This special edition is devoted to relating to small tools and equipment.

Members should always consult department operational procedures and training materials when using any of the Weekly Fire Drill materials.

Instructors should use these worksheets as guides for company level training sessions using your department SOG's and your equipment.

Special Edition Subjects

- Hydraulic Rescue Tools
- Power Saws
- Forcible Entry Tools
- K tool
- Airbags
- Smoke Ejectors & Fans
- Drafting
- Salvage Equipment
- Generators/Lights
- Misc. Hand Tools



Back To Basic Special Edition
"Small Tools & Equipment"
Tools & Equipment #1

Hydraulic Rescue Tools



Hydraulic Tool Operation

Spreaders
Rams & Cutters

Hydraulic Rescue Tools

Review all set-up and return to service operations with the complete hydraulic rescue system.

Companies that are not equipped with hydraulic tools must make arrangements to complete this training.

- What are the general safety concerns when using this equipment?
- Demonstrate the proper procedures for using single and multiple tools (if applicable) from your systems.




Review department SOG's



Back To Basic Special Edition
"Small Tools & Equipment"
Tools & Equipment #2

Power Saws



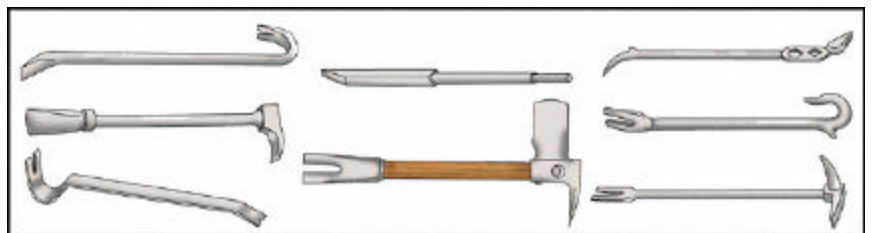


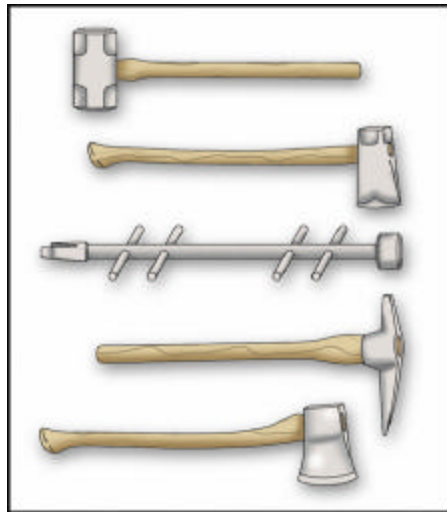
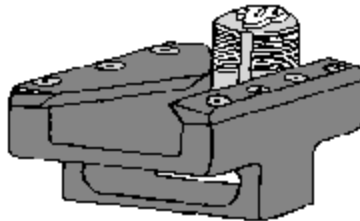

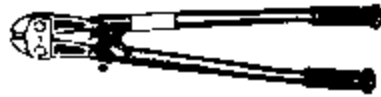
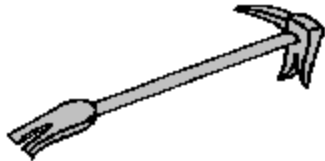
Training Guide

1. Where are these tools and accessories located on your rigs?
2. What types of materials can be cut with the various rotary blades and chainsaws on your apparatus?
3. Review oil, fuel and spark plug locations.
4. Discuss proper carrying techniques using straps or other devices.
5. What safety precautions are necessary when using these tools?
6. Officers should review the procedures for changing blades on rotary saws and the chains on chain saws
7. **Demonstrate the following skills:**
 - Carrying of tools
 - Start-up and running procedures (Review cold/hot starting procedures)
 - Use of all safety devices



Back To Basic Special Edition
"Small Tools & Equipment"
Tools & Equipment #3

Forcible Entry Hand Tools



Name these forcible entry tools.

Where are they located on your apparatus?

What operations are they typically used on?

Can you repair, sharpen and clean them?




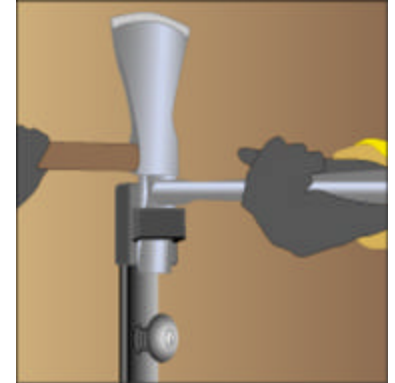
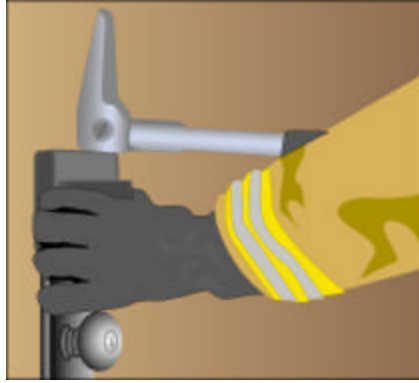
Firefighter Close Calls.Com



Home of *The Secret List*

Back To Basic Special Edition
"Small Tools & Equipment"
Tools & Equipment #4

The K'Tool



Review the use of the K-Tool for forcible entry.

- What type of forcible entry is this tool used on?
- What safety precautions are necessary when using this tool?
 - Describe how you would pull a lock cylinder
- What other tools are necessary when using the tool?





Back To Basic Special Edition
"Small Tools & Equipment"
Tools & Equipment #5

Airbags



Airbags have many diverse uses in the rescue environment. Review operation, set-up, care and maintenance of your air bag system. Review applicable SOG's and identify as many uses for air bag rescue systems as possible.

Review Questions

1. What is the normal operating pressure of the air bag system?
2. What is the procedure for setting up a cribbing base for support on the ground of the airbag?
3. What safety considerations must be observed when using airbags on the bottom surface of a vehicle?



4. What are the load capacities of your air bags?
5. Demonstrate the use of the inflation system.
6. What should be done when the object being lifted is in position?
7. Demonstrate the return to service procedures for the air bag system.





Back To Basic Special Edition
"Small Tools & Equipment"
Tools & Equipment #6

Smoke Ejectors and Fans



Review smoke ejector uses and proper set-up of smoke ejectors

- Check intake/exhaust direction
- How many amps required for use
- How is power supplied to unit
- How is the distance to the opening measured

When is a smoke ejector used on the fireground (when is it not used?)

- What conditions should be present before use



What accessories does your department use with smoke ejectors

- How do they operate
- Where are they kept

Firefighter Close Calls.Com

Home of *The Secret List*

Back To Basic Special Edition
"Small Tools & Equipment"
Tools & Equipment #7

Drafting Equipment



Review equipment needed to set-up portable tank / drafting operation.

How are tanks connected together?

How long is the hard suction hose, what diameter?

What suction hose accessories do you utilize to achieve maximum use of water in tanks?

What equipment is used when drafting from a pond?


Describe how you would set-up a drafting operation from a pond or swimming pool.

Firefighter Close Calls.Com

Home of *The Secret List*

Back To Basic Special Edition
"Small Tools & Equipment"
Tools & Equipment #8

Salvage Equipment



Review the location and use of all salvage related tools and equipment.

- Discuss or demonstrate techniques for controlling water in a building

>Safety when performing salvage
>Appropriate levels of protective equipment

If you have roof kits or sprinkler kits on your apparatus, review the contents of those kits.

-Discuss major salvage operations; furniture removal and storage, hazard remediation and other concerns when salvaging a home or business.



Back To Basic Special Edition
"Small Tools & Equipment"
Tools & Equipment #9

Generators & Auxiliary Power



Review procedures for use of portable generators on your apparatus. What is the maximum output?

1. Demonstrate starting and shut-down procedures.
2. Demonstrate hook-up and use of various equipment:
 - Lighting the incident scene
 - Supplying power to fans
 - Power supply to other AC equipment






Firefighter Close Calls.Com



Home of *The Secret List*

Back To Basic Special Edition
"Small Tools & Equipment"
Tools & Equipment #10

Misc. Hand Tools



Review all of the misc. handtools carried on your apparatus.

- How sharp are they? Are they all there? Do you know to sharpen them, oil them, replace the batteries, and generally how to safely use everything in your tool box?